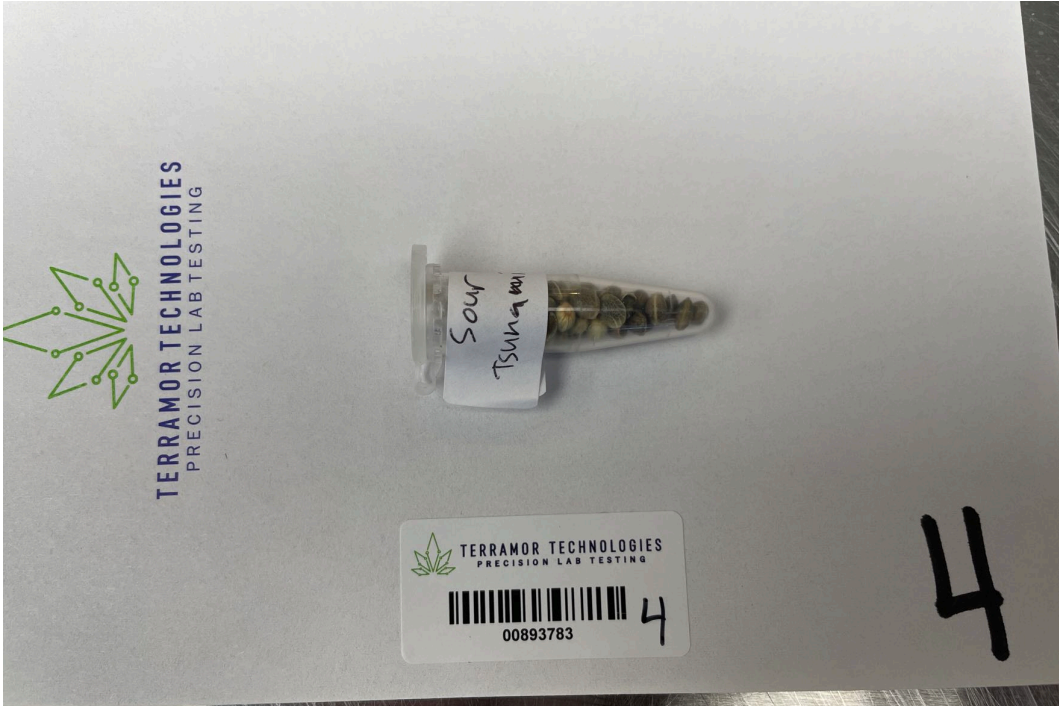
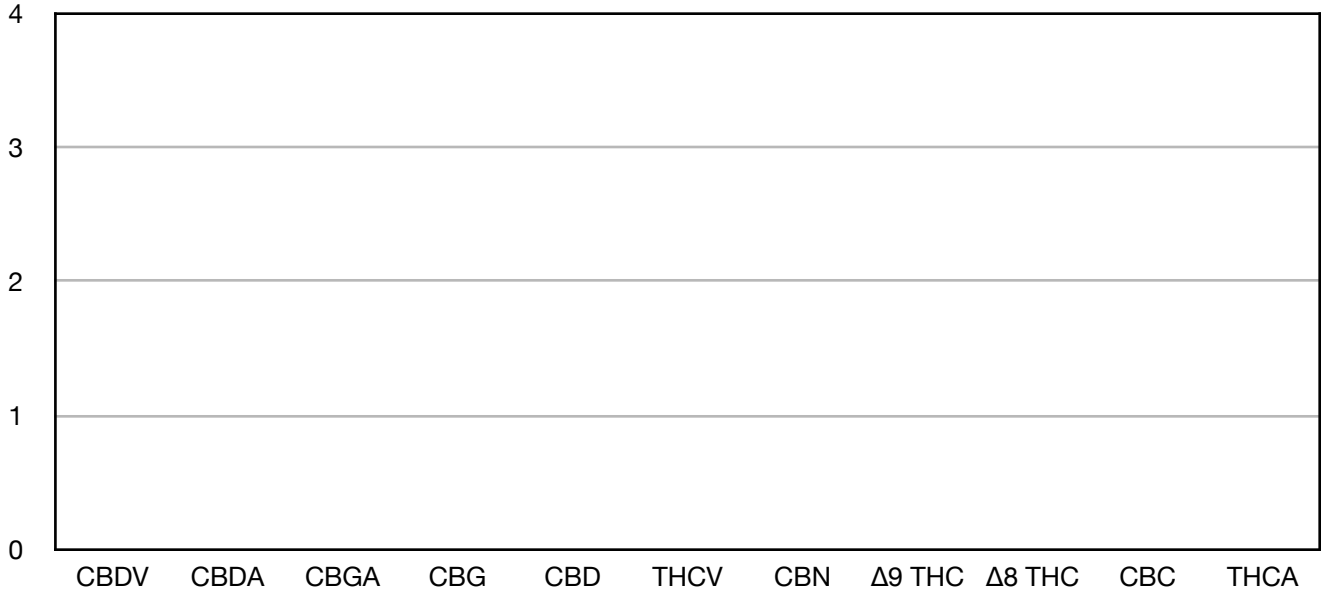




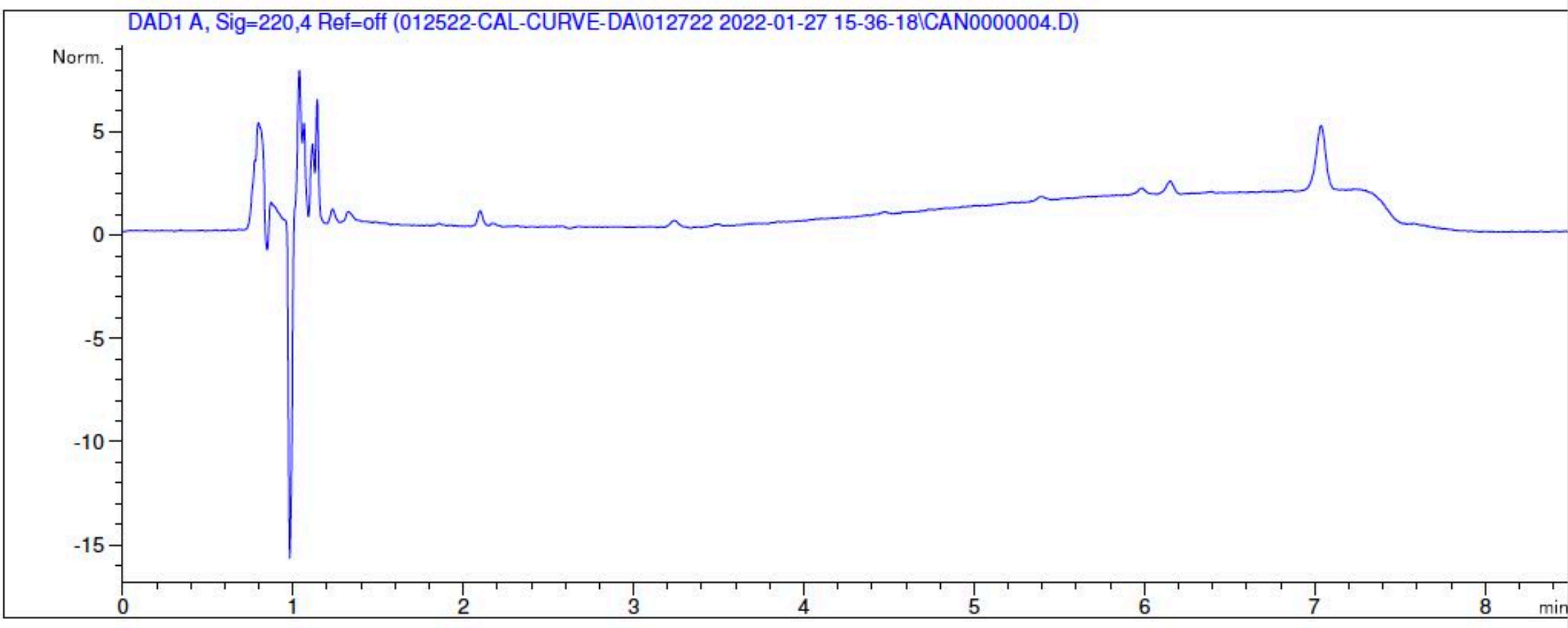
Client Name :	Annunaki Genetics	Registration # : USDA	Pending	Date Received :	1/26/2022
Client ID # :	AG	Sample Quantity :	1gr	Test Date :	1/27/2022
Sample Type :	Seeds	Sample Ref # :	Sour Tsunami S1	Bar Code :	00893783

Cannabinoid	ppm	%
CBDV	0.00000	ND
CBDA	0.00000	ND
CBGA	0.00000	ND
CBG	0.00000	ND
CBD	0.00000	ND
THCV	0.00000	ND
CBN	0.00000	ND
Δ9 THC	0.00000	ND
Δ8 THC	0.00000	ND
CBC	0.00000	ND
THCA	0.00000	ND
TOTAL CBD	0.0000	ND
TOTAL THC	0.0000	ND



The Total THC and CBD results are calculated using the USDA accepted and prescribed formula . The formula takes into account the decarboxylation of the acid (A) as is after applying heat. The accepted molecular weight after decarboxylation is 87.7% of the acidic (A) state . SD ± 0.08% (Measure of Uncertainty) ND - None Detected above L.O.D (Limit of Detection). Flower and Biomass results are reported on a DWB (Dry Weight Basis) . Live Plant Results are sampled and reported in realtime with no moisture removed. The entire Live Plant is homogenized.

Agilent HPLC



> > > > Chromatography Output Report < < < <

This report is digitally signed and will only be considered valid if the signature is intact.  
This report may not be published without the consent of Terramor Technologies.  
This report shall not be reproduced without written approval from Terramor Technologies.  
Results relate only to the material and batch number analyzed. We are not responsible for mislabeled samples. Results relate only to the material and batch number analyzed.  
Terramor Technologies is not responsible for handling of samples prior to our possession.

DEA Registration # RT - 0573736

X

Erik Somorff  
Lab Manager

Send all inquiries to : [lab@terramortechnologies.com](mailto:lab@terramortechnologies.com)  
PO Box 420 Island Pond, VT 05846